

Science Teaching Slides


Monday 23rd March

Sci (K): I am learning that some changes of state are irreversible

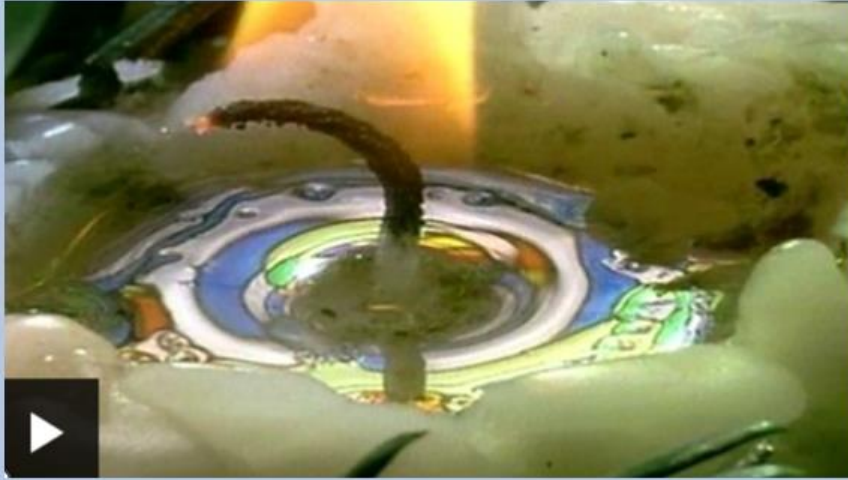
STEPS TO SUCCESS:

- Understand what changes of state means
- Investigate how reversible/ irreversible changes occur

What changes to materials have we learnt about so far?




Watch this video: What changes can you see?



<https://www.bbc.co.uk/bitesize/clips/zrkc87h>

What does irreversible change mean?



How could we show this?

<https://www.bbc.co.uk/bitesize/topics/zcvx4wx/articles/z9brcwX>

Task choice 1:

Explain the difference between reversible and irreversible changes of state.

How you could present your learning:

- Drama
- Poster
- Story for younger children
- Any other creative ideas you have

Task choice 2:

Do some baking!
Think about how this shows irreversible changes of state?

Things you could bake:

- Scones
- Cakes
- Bread
- Pizza base

Don't forget to take photos and email them to us!