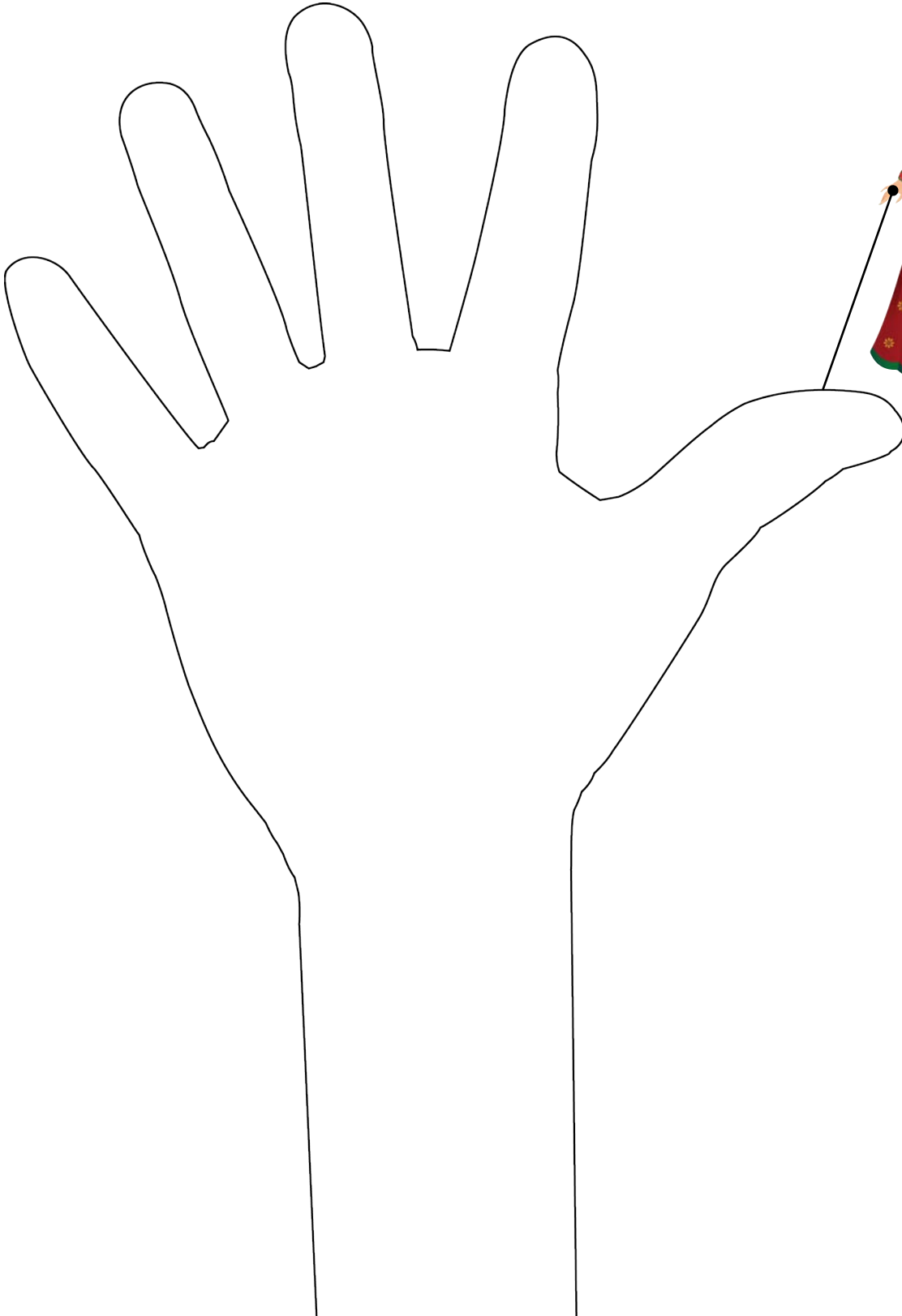


Name: _____ **Date:** _____




Hindu brides have henna tattoos on their hands and feet when they get married. Can you design a henna tattoo for this bride?



Name: _____ **Date:** _____



Can you design a wedding card for a Hindu wedding?
Think carefully about what pictures or patterns you will use.



Name: _____ **Date:** _____



Imagine you have just been to a Hindu wedding. Answer these questions about what it was like.

What did the bride look like? What was she wearing?

What happened during the ceremony?

Why do you think the bride's mother gave her a necklace?

What was the celebration like after the ceremony? What did you do?

Draw a picture of your favourite part of the wedding:













How to make a flower garland.



Cut out lots of squares of card. They should be about 6cm wide.




Take one square at a time



Fold the square in half, making it into a triangle.



Now fold your triangle into a smaller triangle.



Find the centre corner and snip a very small point off the end.



Now you have a small folded triangle ready to shape.




Cut your triangle into a heart shape. Keep the snipped end at the bottom.



Now start to unfold your card.



You will be left with a flower shape with a hole cut out of the middle.



Tie a knot into the end of your string or wool, and begin threading.



Cut up small lengths of straws and thread a piece on after each flower.



Continue this until your necklace is complete. Tie a knot at the end.

