



























I am learning to answer questions about pictograms

Favourite Fruit

Some children were asked what their favourite fruit is.



= 1 person

Banana	       
Apple	  
Pear	
Strawberry	    
Peach	  
Kiwi fruit	     

What was the most popular fruit? _____

What was the least popular fruit? _____

What fruit was liked by 5 people? _____

What fruit was liked by 6 people? _____

What fruits were liked by the same amount of people?

_____ and _____

How many more people liked bananas than kiwi fruits? _____

How many more people liked strawberries than peaches? _____