

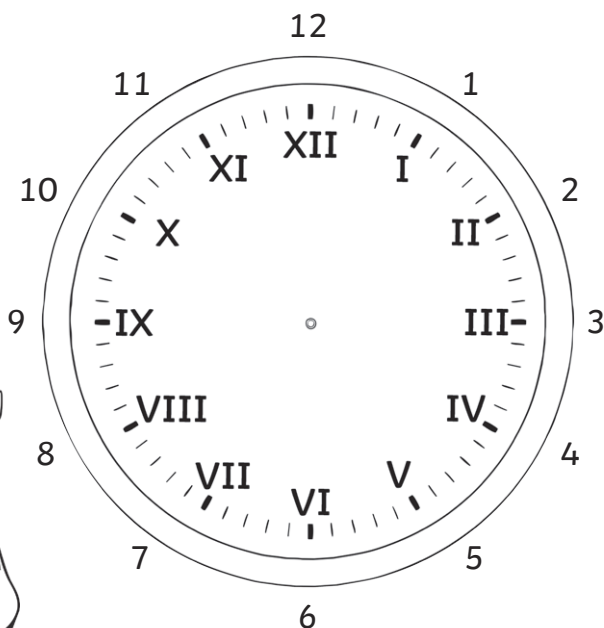


# Telling the Time in Roman Numerals

I can tell the time using a clock with Roman numerals.






- 1) Write the time shown underneath each clock. Use this labelled clock to help.



a)


b)

c)







d)




e)



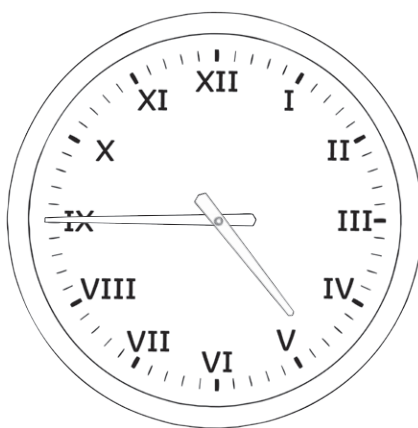
f)




g)



h)

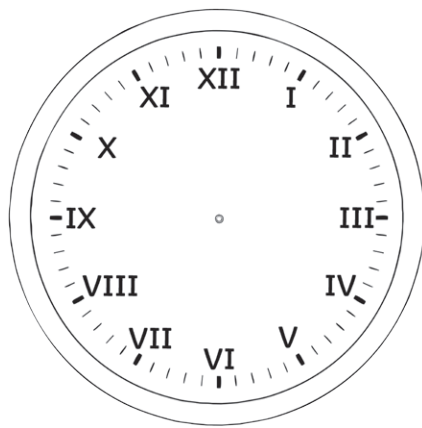


i)



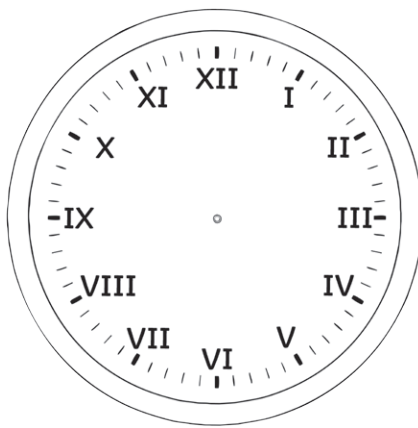
2) Use a ruler to draw hands on the clock faces to show these times:

a)



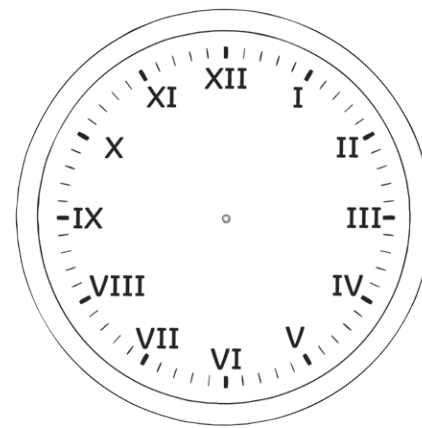
9 o'clock

b)



half past 3

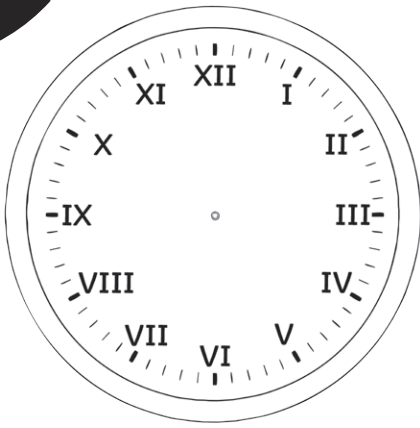
c)



quarter past 11

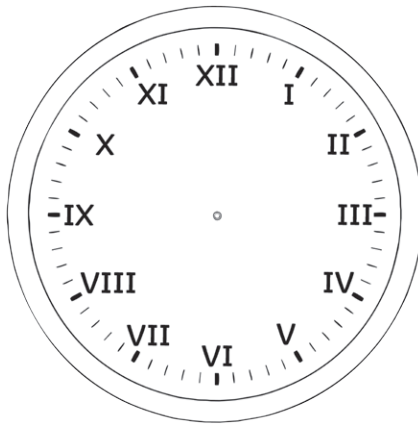


d)



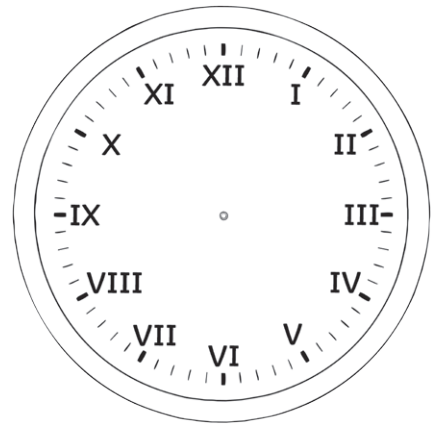
quarter to 8

e)



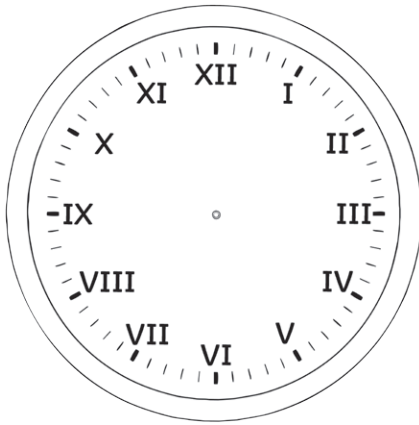
11 o'clock

f)



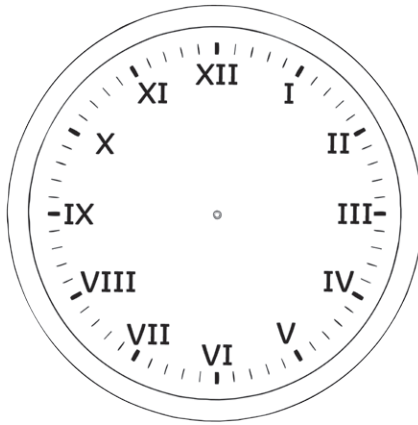
quarter past 8

g)



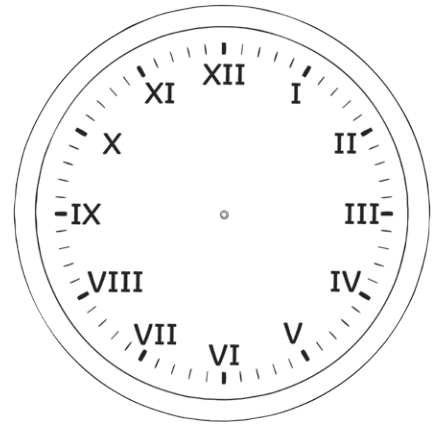
quarter to 6

h)



half past 8




i)









quarter to 12



# Telling the Time in Roman Numerals **Answers**

Question	Answer
1. Write the time shown underneath each clock. Use this labelled clock to help.	
a.	<i>3 o'clock</i>
b.	<i>half past 10</i>
c.	<i>quarter past 5</i>
d.	<i>quarter to 11</i>
e.	<i>8 o'clock</i>
f.	<i>half past 9</i>
g.	<i>quarter past 7</i>
h.	<i>quarter to 5</i>
i.	<i>quarter past 1</i>
2. Use a ruler to draw hands on the clock faces to show these times:	
a.	 9 o'clock
b.	 half past 3
c.	 quarter past 11

Question	Answer
d.	 quarter to 8
e.	 11 o'clock
f.	 quarter past 8
g.	 quarter to 6
h.	 half past 8
i.	 quarter to 12



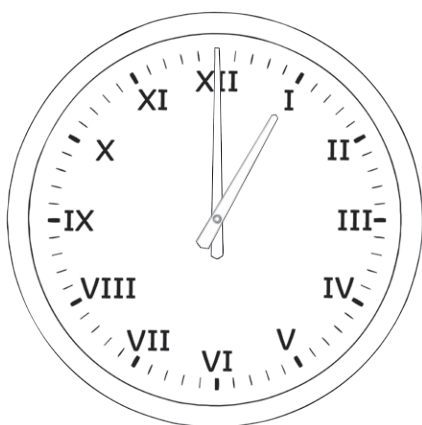
# Telling the Time in Roman Numerals

I can tell the time using a clock with Roman numerals.

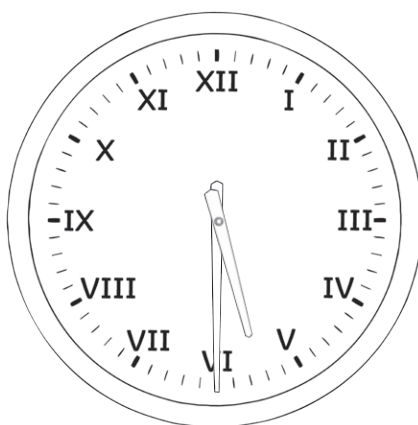


1) Write the time shown underneath each clock.

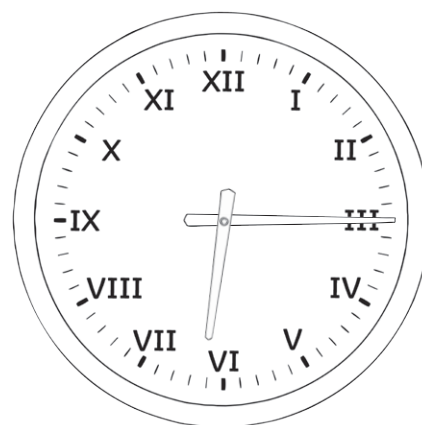
a)




b)




c)



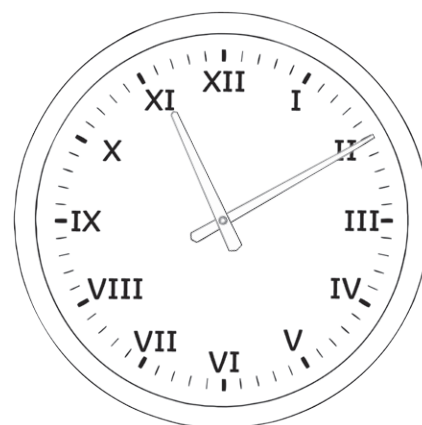
d)



e)




f)







g)



h)

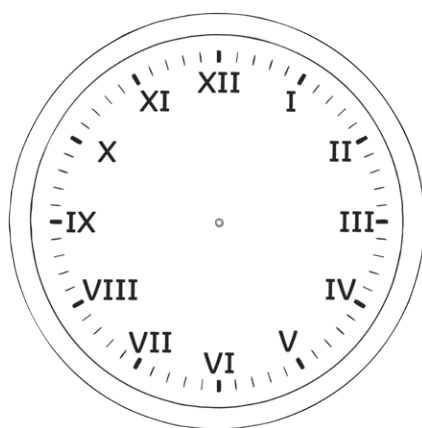


i)



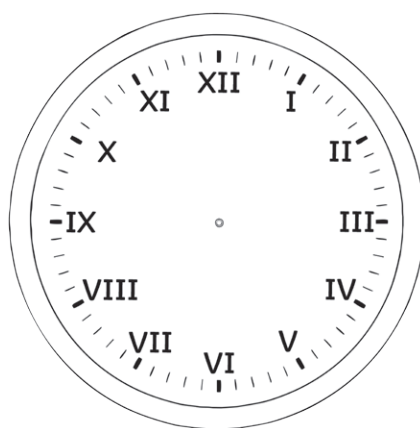
2) Use a ruler to draw hands on the clock faces to show these times:

a)



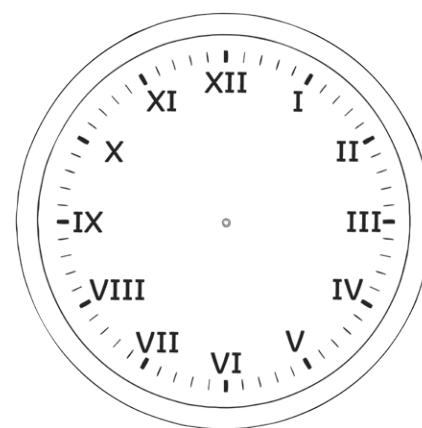
9 o'clock

b)



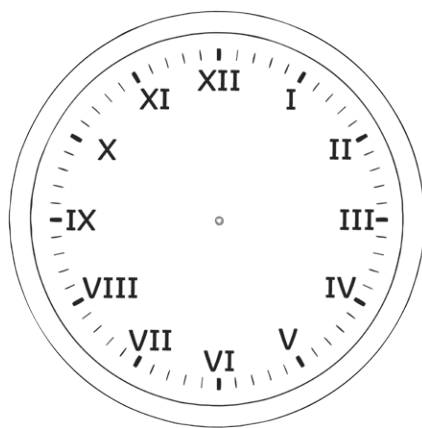
half past 7

c)



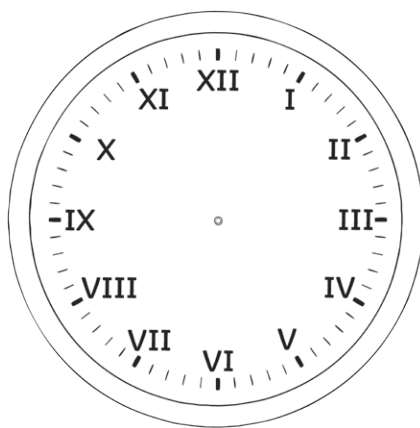
quarter past 9

d)



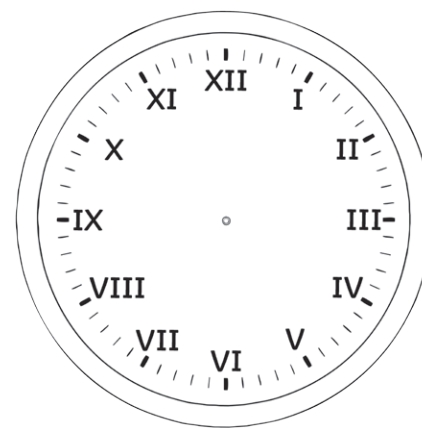
quarter to 9

e)



7 o'clock

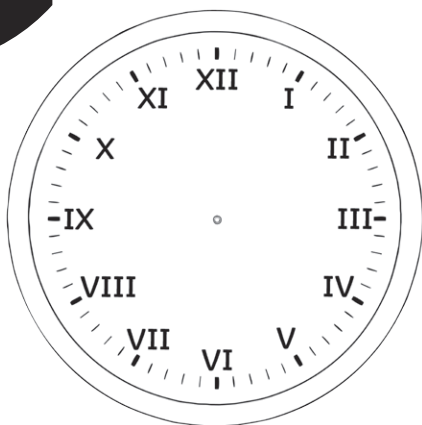
f)



20 past 4

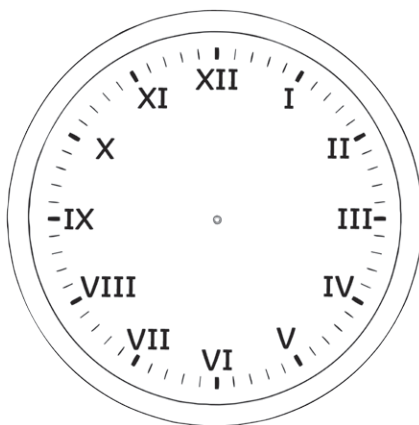


g)



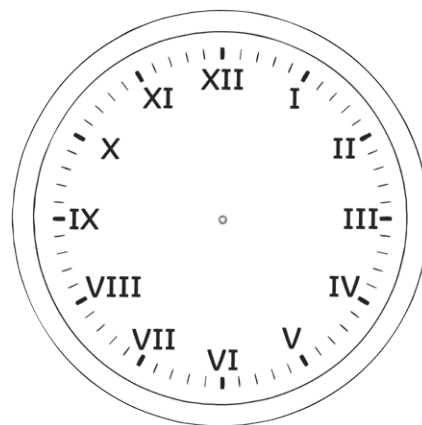
20 to 8

h)



10 past 11

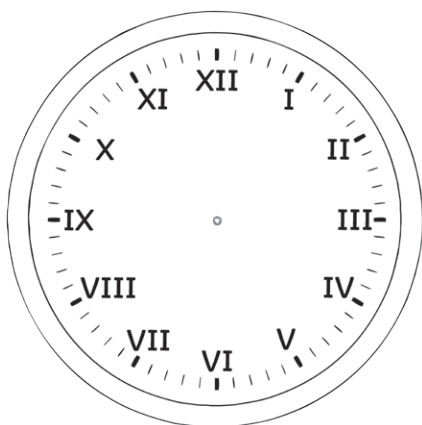
i)



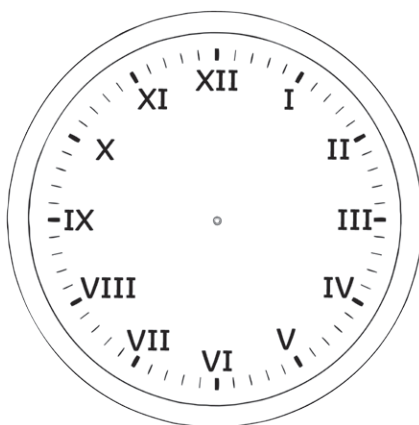
10 to 3

3) Use a ruler to draw hands on the clock faces and write the times underneath to answer the questions.

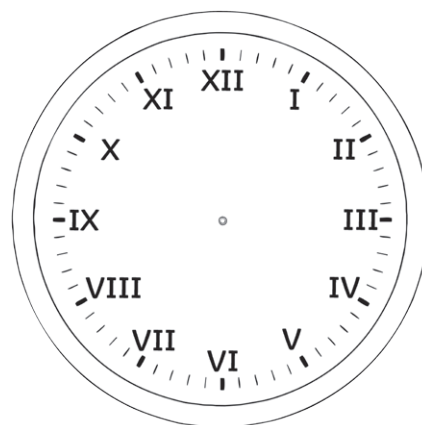
a) It is quarter past 6. My friend is coming to my house in 20 minutes. What time will he be here?



b) My favourite TV show lasts 15 minutes. If it starts at 10 past 4, what time will it end?















c) The bus into town takes 35 minutes. If I get on the bus at quarter to 11, what time will I arrive?





# Telling the Time in Roman Numerals **Answers**

Question	Answer
1. Write the time shown underneath each clock.	
a.	1 o'clock
b.	half past 5
c.	quarter past 6
d.	quarter to 1
e.	4 o'clock
f.	10 past 11
g.	quarter to 11
h.	8 o'clock
i.	half past 9
2. Use a ruler to draw hands on the clock faces to show these times:	
a.	 9 o'clock
b.	 half past 7
c.	 quarter past 9

Question	Answer
d.	 quarter to 9
e.	 7 o'clock
f.	 20 past 4
g.	 20 to 8
h.	 10 past 11
i.	 10 to 3
3. Use a ruler to draw hands on the clock faces and write the times underneath to answer the questions.	
a.	 25 to 7
b.	 25 past 4
c.	 20 past 11





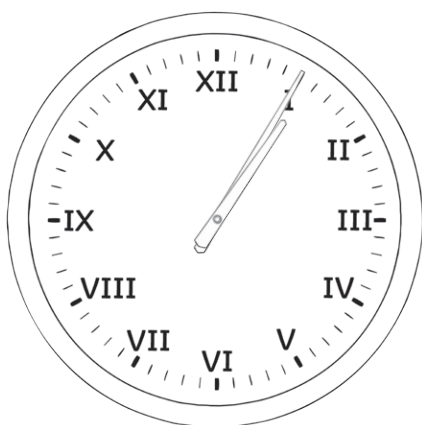
# Telling the Time in Roman Numerals

I can tell the time using a clock with Roman numerals.

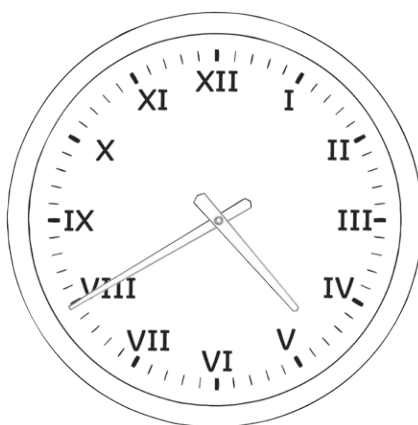


1) Write the time shown underneath each clock.


a)




b)




c)



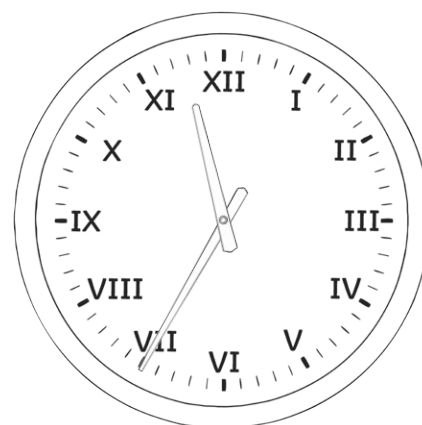
d)



e)




f)

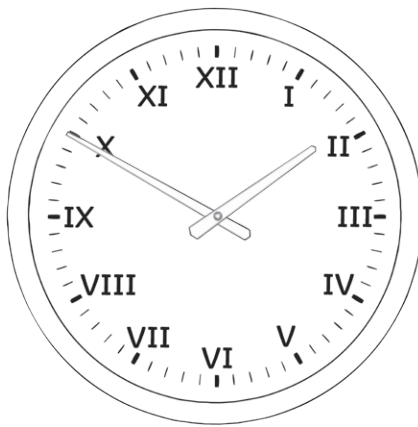





g)



h)

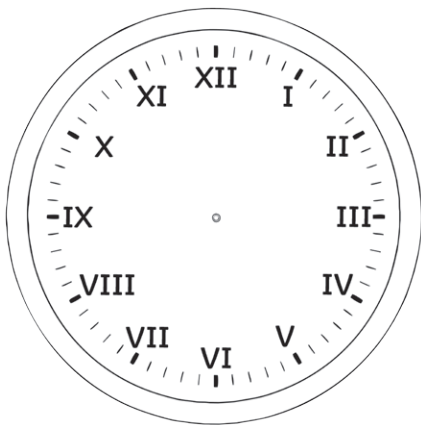


i)



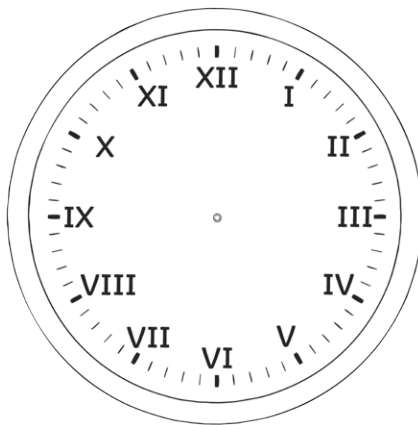
2) Use a ruler to draw hands on the clock faces to show these times:

a)



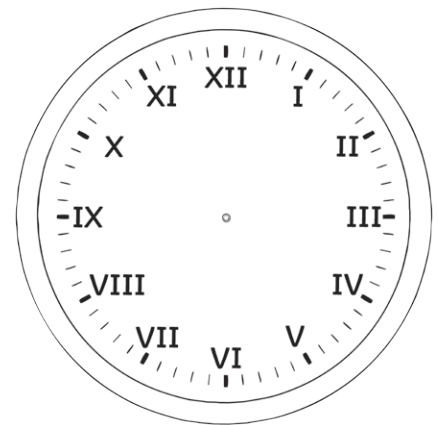
20 to 8

b)



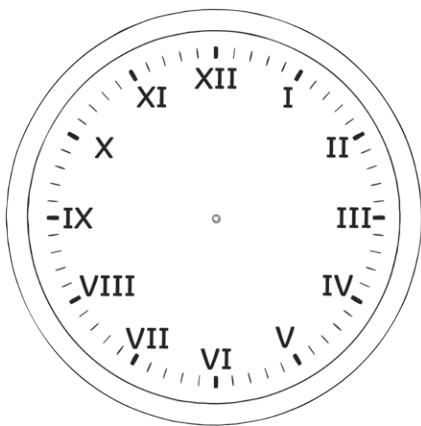
10 past 7

c)



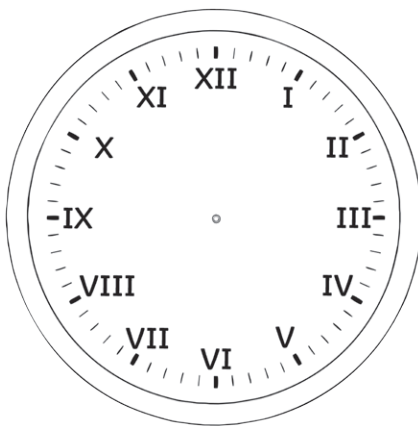
25 to 9

d)



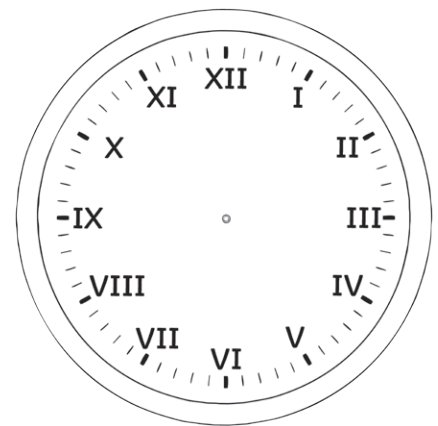
5 past 11

e)



5 to 7

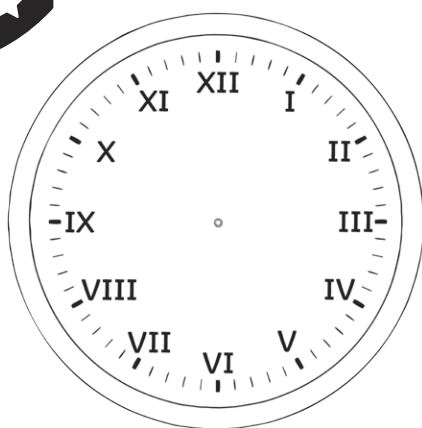
f)



10 to 3

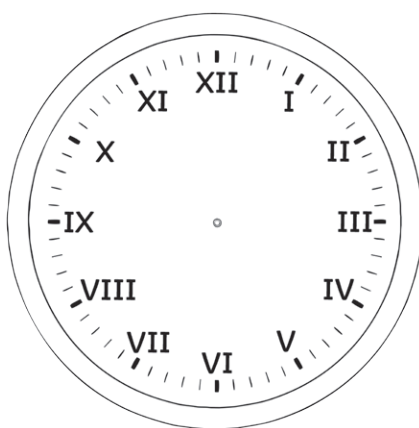


g)



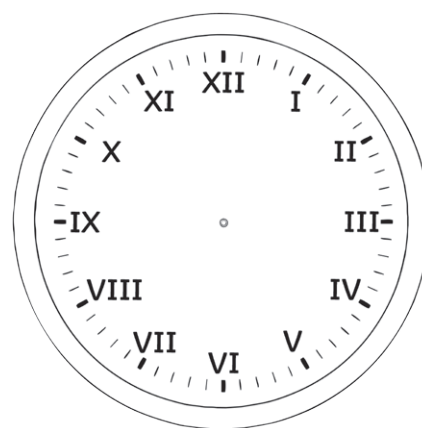
5 to 8

h)



10 past 11

i)



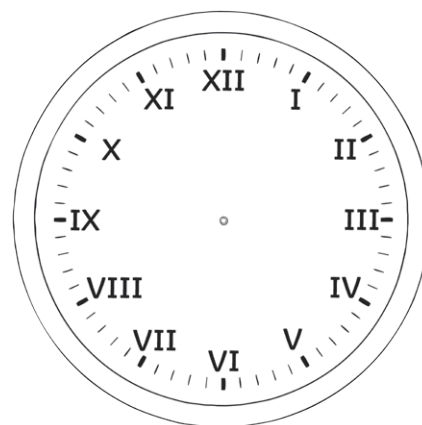
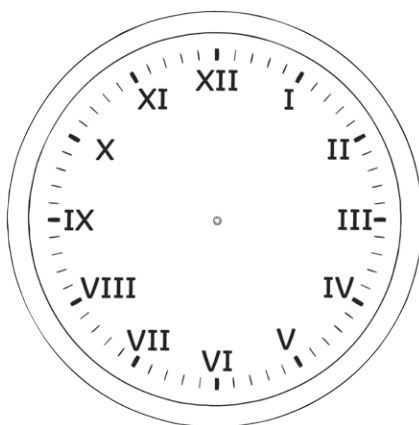
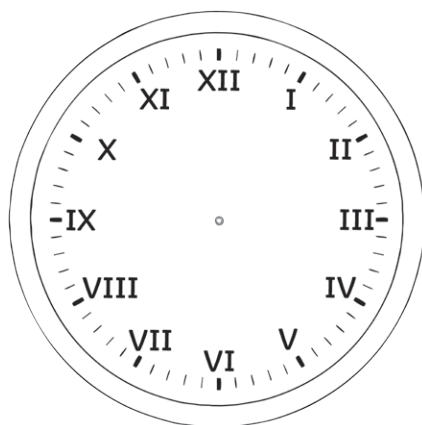
25 to 4

3) Use a ruler to draw hands on the clock faces and write the times underneath to answer the questions.

a) It is 5 past 6. We are going out in 25 minutes. What time will that be?

b) PE lasts 55 minutes. It starts at 20 past 2. What time does it end?

c) My favourite TV show ended at 5 to 7. It lasted 30 minutes. What time did it start?















---





# Telling the Time in Roman Numerals **Answers**

Question	Answer
1. Write the time shown underneath each clock.	
a.	5 past 1
b.	20 to 5
c.	20 past 6
d.	5 to 4
e.	25 past 2
f.	25 to 12
g.	10 past 9
h.	10 to 2
i.	25 past 6
2. Use a ruler to draw hands on the clock faces to show these times:	
a.	 20 to 8
b.	 10 past 7
c.	 25 to 9

Question	Answer
d.	 5 past 11
e.	 5 to 7
f.	 10 to 3
g.	 5 to 8
h.	 10 past 11
i.	 25 to 4
3. Use a ruler to draw hands on the clock faces and write the times underneath to answer the questions.	
a.	 half past 6
b.	 quarter past 3
c.	 25 past 6